



nest

Welcome home.



It's time to love your smoke and CO alarm.

Nest Protect™ talks to you, can be hushed with a wave and sends notifications to your smartphone.

Get to know your Nest Protect.

When the Nest Protect smoke and carbon monoxide (CO) alarm has something to say, it speaks to you in words and colors instead of just beeping.

Watch our Nest Protect video to see how it all comes together: nest.com/protect/features



Light ring

Blue: When you're setting up or testing Nest Protect.

Green: You're safe.

White: Pathlight is lighting your way.

Yellow: This is a smoke or CO warning before an emergency or Nest Protect has a message for you.

Red: This is a smoke or CO emergency.

Speaker

Speaks with a human voice.

Horn

Alerts you with a loud emergency sound.

Nest button

Push the Nest button once to hush alarms and twice to run a manual test.

Mobile notifications.

Connect Nest Protect to Wi-Fi so you can tell each Nest Protect what room it's in and get alarm notifications on your smartphone or tablet. The app also shows you sensor and battery status and what to do in an emergency.

Notifications include:

Heads-Up Alarms
Low battery
Sensor issue



We take your privacy seriously.
Find out more at nest.com/privacy

There for you.



Get started

Set up and test

Nest Protect glows blue during setup and when you test it.

Testing is easy — just push the Nest button twice on one Nest Protect and all the Nest Protects in your home will glow blue and test their alarms. It's a great way to practice fire drills with your family.



Know you're safe

Nightly Promise

Nest Protect is constantly monitoring its sensors and batteries. So look for a quick green glow when you turn out the lights for the night — that means it's working.

If it glows yellow, then Nest Protect has a message for you. Just wave at it or push the Nest button to hear its warning: either the batteries are low, Wi-Fi's been down or there's an issue with its sensors.




A light in the dark

Pathlight

Usually Nest Protect has its light turned off, but it will light your way when it's dark as you walk underneath it. You can enable or disable Pathlight from the Nest app.

What we hope you won't see.



An early warning

Get a Heads-Up


Nest Protect can see smoke or carbon monoxide levels rising. So before it turns on an Emergency Alarm, Nest Protect gives you a friendly Heads-Up to warn you in advance. It pulses yellow and speaks to you, telling you what and where the danger is.

“Heads-Up.
There's smoke
downstairs.”

Nest Wave™

Stand under Nest Protect and wave your arm to silence alerts. Your hand should be 2-6 feet away from Nest Protect when you wave. You can also push the Nest button to quiet Nest Protect.

After the Nest Protects in your home are connected to each other, if there's a Heads-Up in one room, they all speak and tell you which room the smoke or CO is in. Go to that room and wave at the Nest Protect there. That will hush every Nest Protect in the house.



A clear voice in an emergency

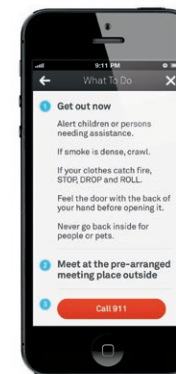
Emergency Alarms

When smoke or carbon monoxide reach dangerous levels, Nest Protect tells you where the emergency is and pulses red, in addition to making a loud alarm sound.

“Emergency.
There's carbon
monoxide in the
living room.
Move to fresh air!”

They talk to each other

If one Nest Protect senses danger, every Nest Protect in the house speaks up. So the Nest Protect in the bedroom will tell you if there's CO in the living room.



Know what to do

Be ready for anything

In an emergency, it's important not to panic and to have an escape plan. So check the Nest app to review What To Do — you'll see what steps to follow and your emergency contact.